

TALLEY CENTER HISTORICAL DATA AND TRENDS

Tevya Zukor, Ph.D., Director

November 2015

	2012-13	2013-14	2014-15	% Change
Triages	345	374	367	6%
Intakes	270	296	353	31%
Continues	1,181	1,346	1,243	5%
Psychiatry	N/A	155	190	23%
Total Appts	2,336	2,748	2,958	27%

APPOINTMENT (NON-CRISIS) DATA

	2012-13	2013-14	2014-15	% Change
BIT Meetings	75	87	95	27%
Hospitalizations	15	18	24	60%
Crisis Walk-In	77	111	202	162%
Crisis – Scheduled	56	55	61	9%
Total Crisis Appts	224	272	384	71%

CRISIS DATA

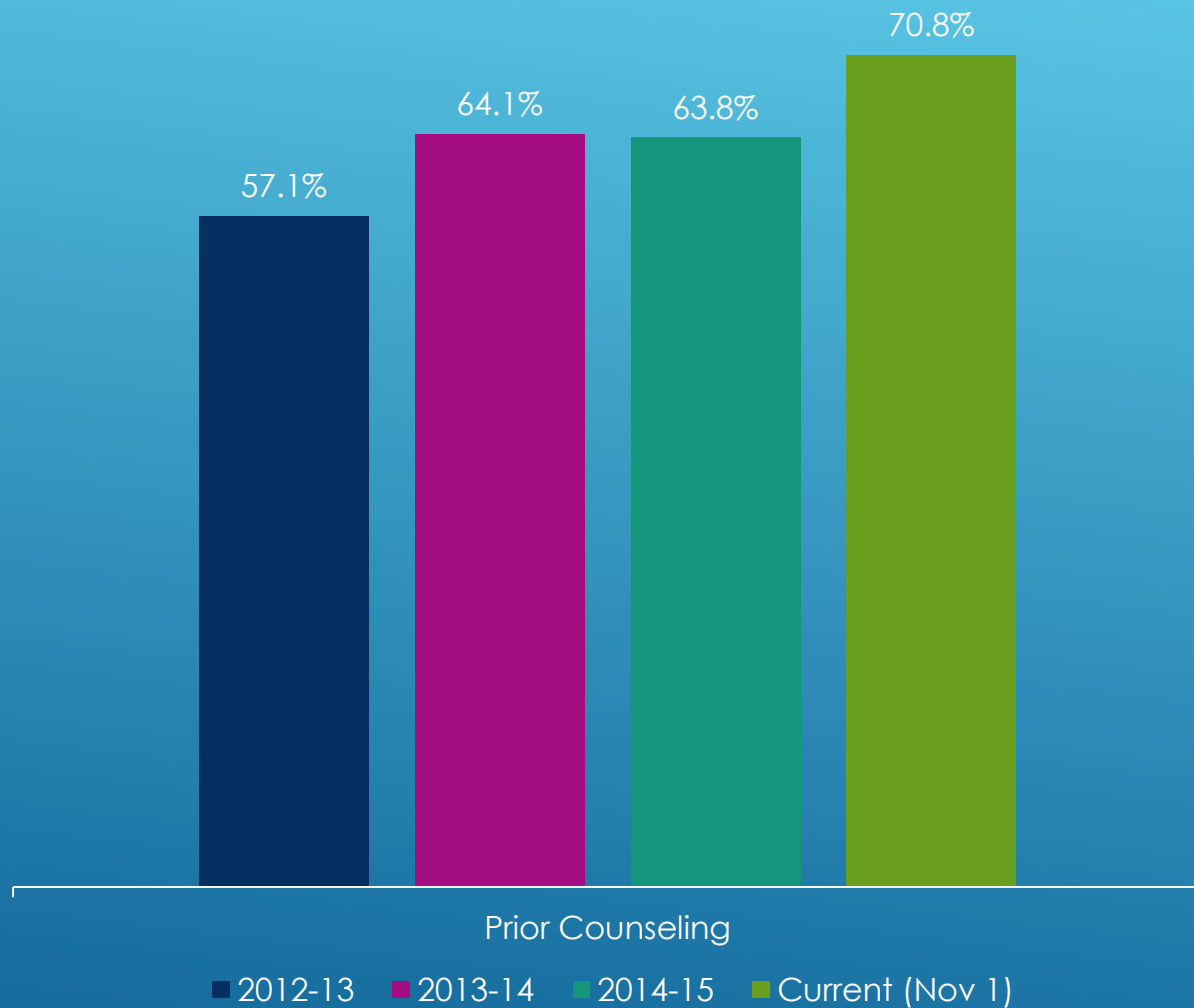
Aug 1 to Nov 1	2013	2014	2015	% Change
Triages	182	190	195	7%
Intakes	157	192	197	25%
Continues	342	386	348	2%
Psychiatry	31	55	47	52%
Total Appts	863	1,067	978	13%

APPOINTMENT (NON-CRISIS) DATA CURRENT TRENDS

Aug 1 to Nov 1	2013	2014	2015	% Change
BIT Meetings	33	46	22	-33%
Crisis Walk-In	38	65	73	92%
Crisis – Scheduled	25	27	34	36%
Total Crisis Appts	107	152	134	25%

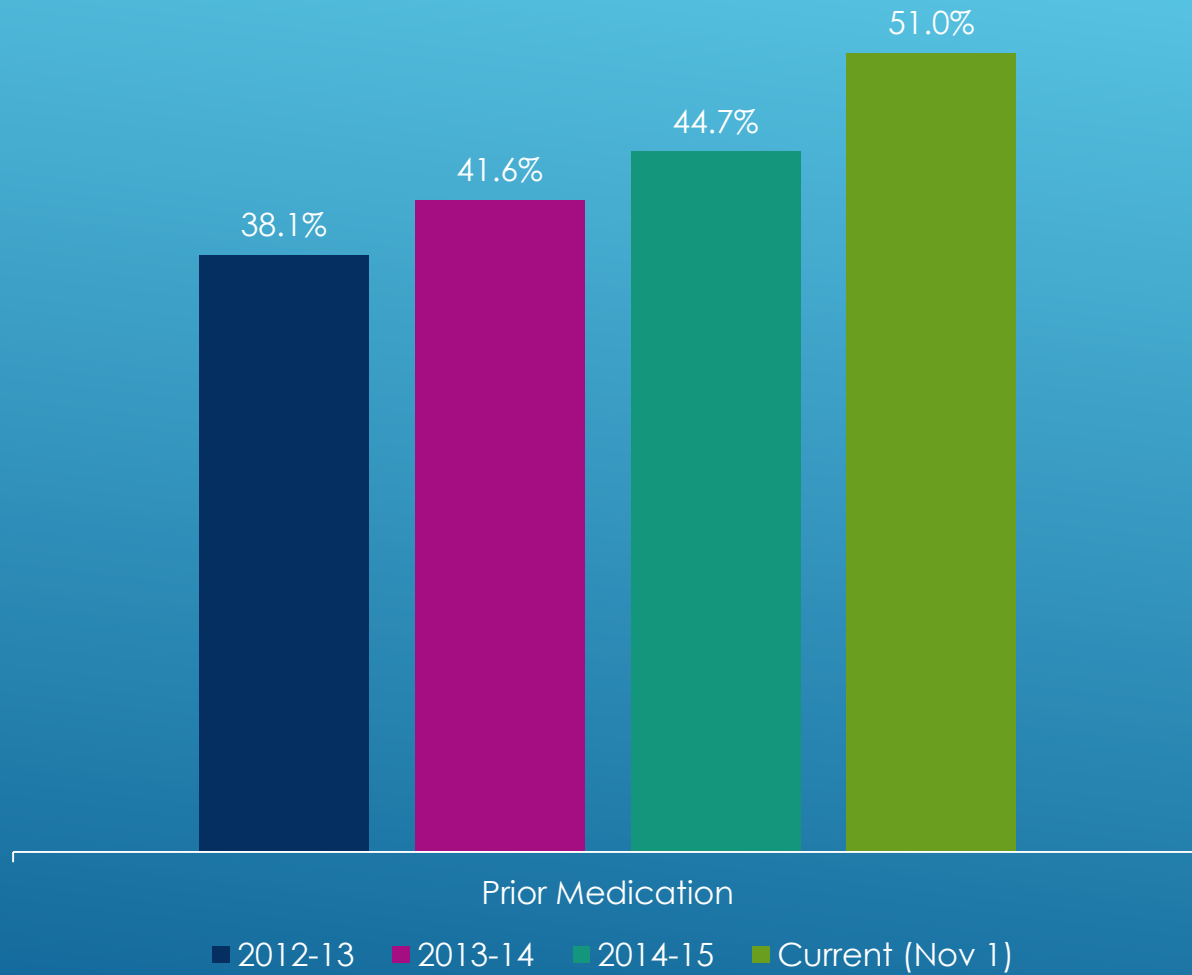
CRISIS DATA

CURRENT TRENDS



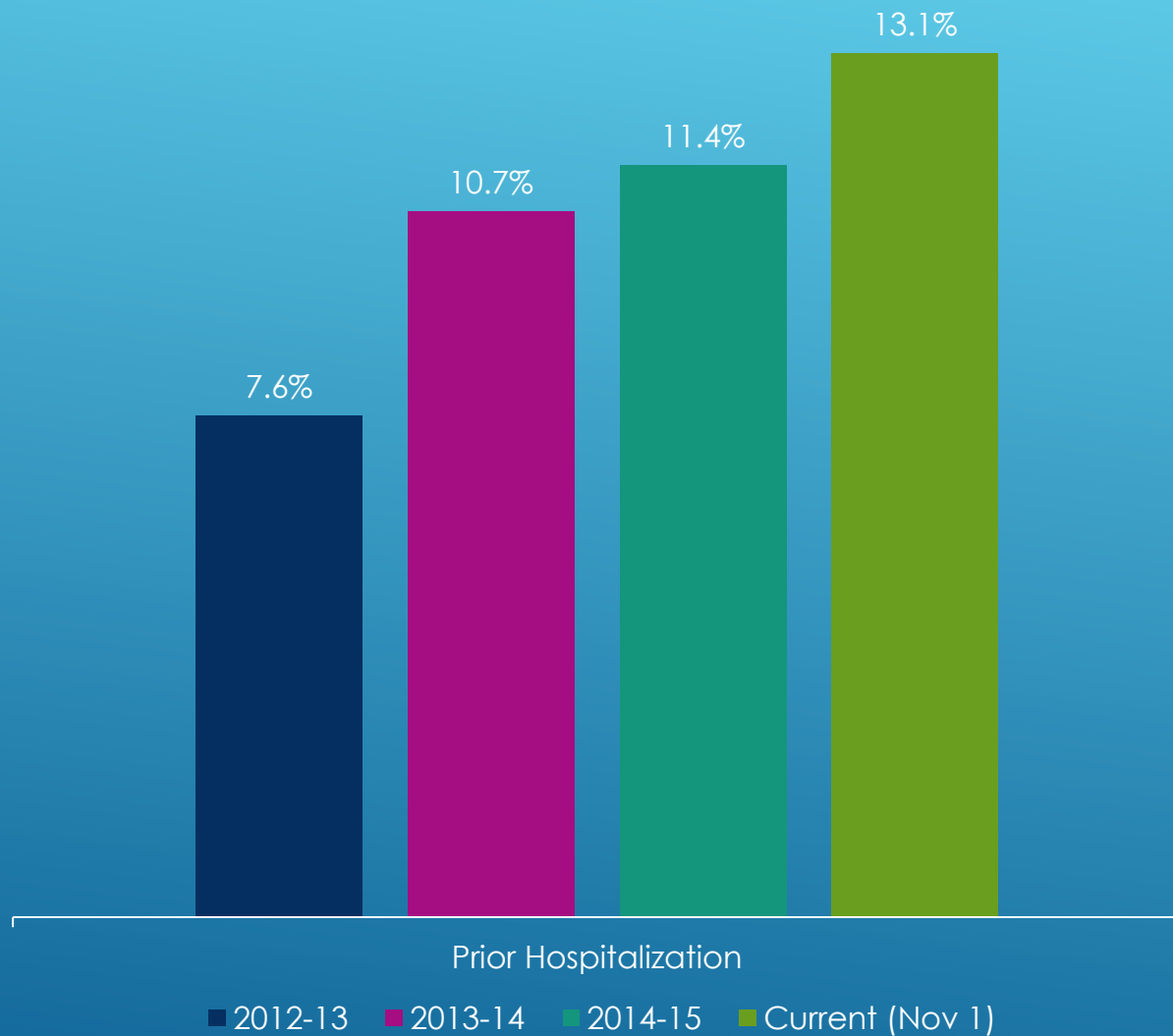
PRIOR COUNSELING

- Percent of students at the TCCS who have previously sought counseling
- Almost **three out of four students** this year has previously been in counseling
- **13.7% Increase**



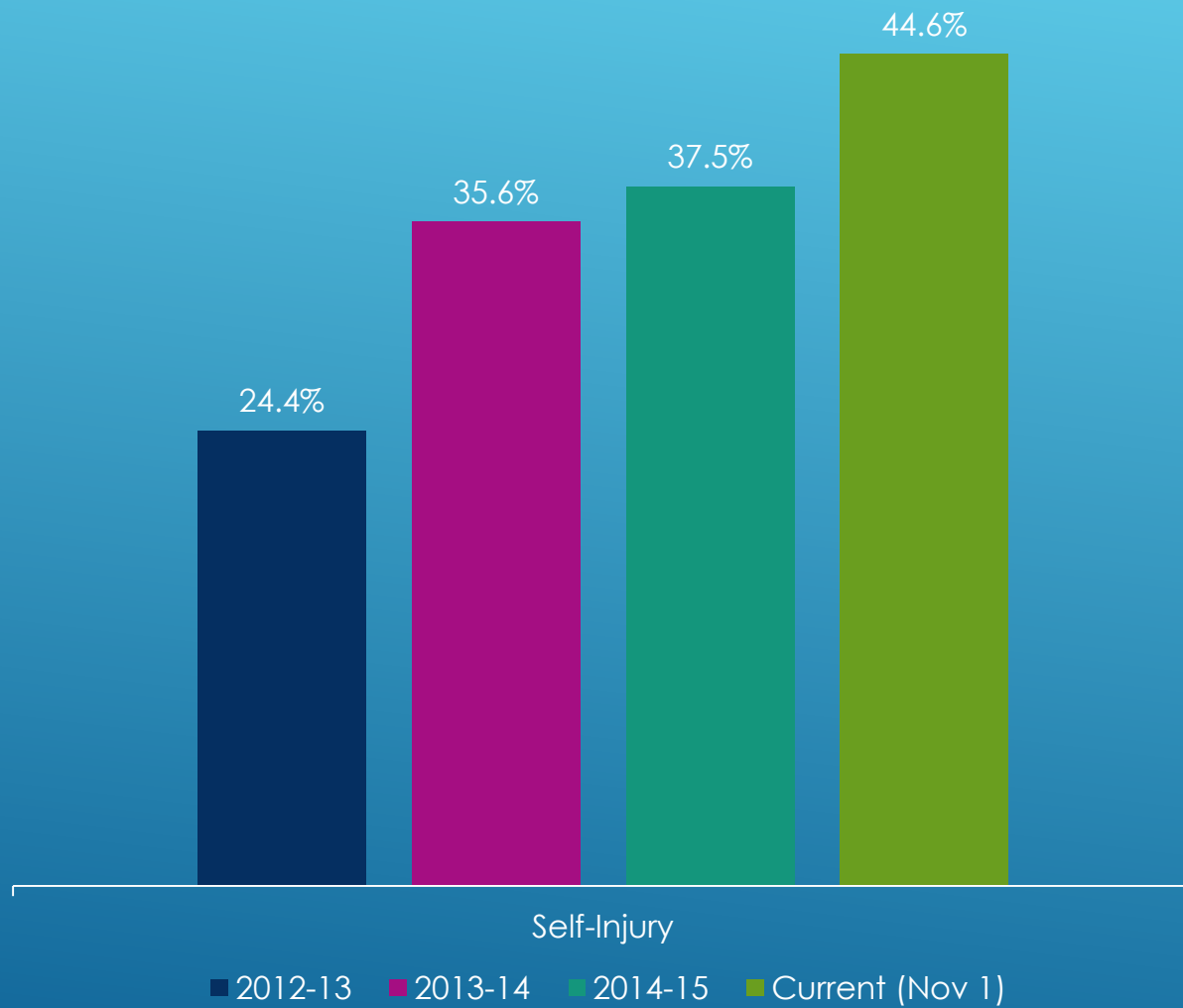
PRIOR MEDICATION

- Percent of students at the TCCS who have previously taken medication for a mental health condition
- **12.9% Increase**



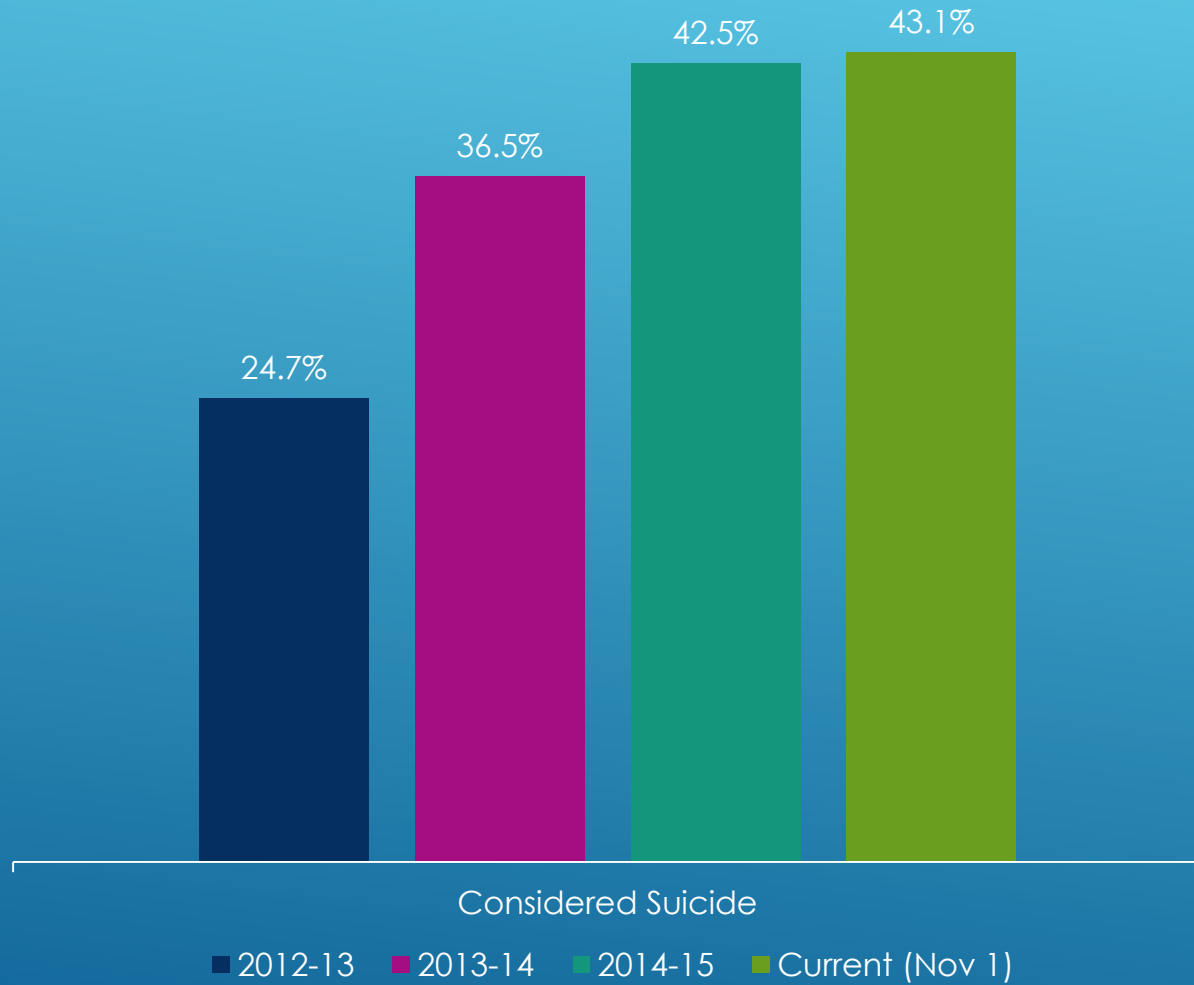
PRIOR HOSPITALIZATION

- Percent of students at the TCCS who have previously been hospitalized for a mental health reason
- Nearly **one in seven students** this year has previously been hospitalized
- **5.5% Increase**



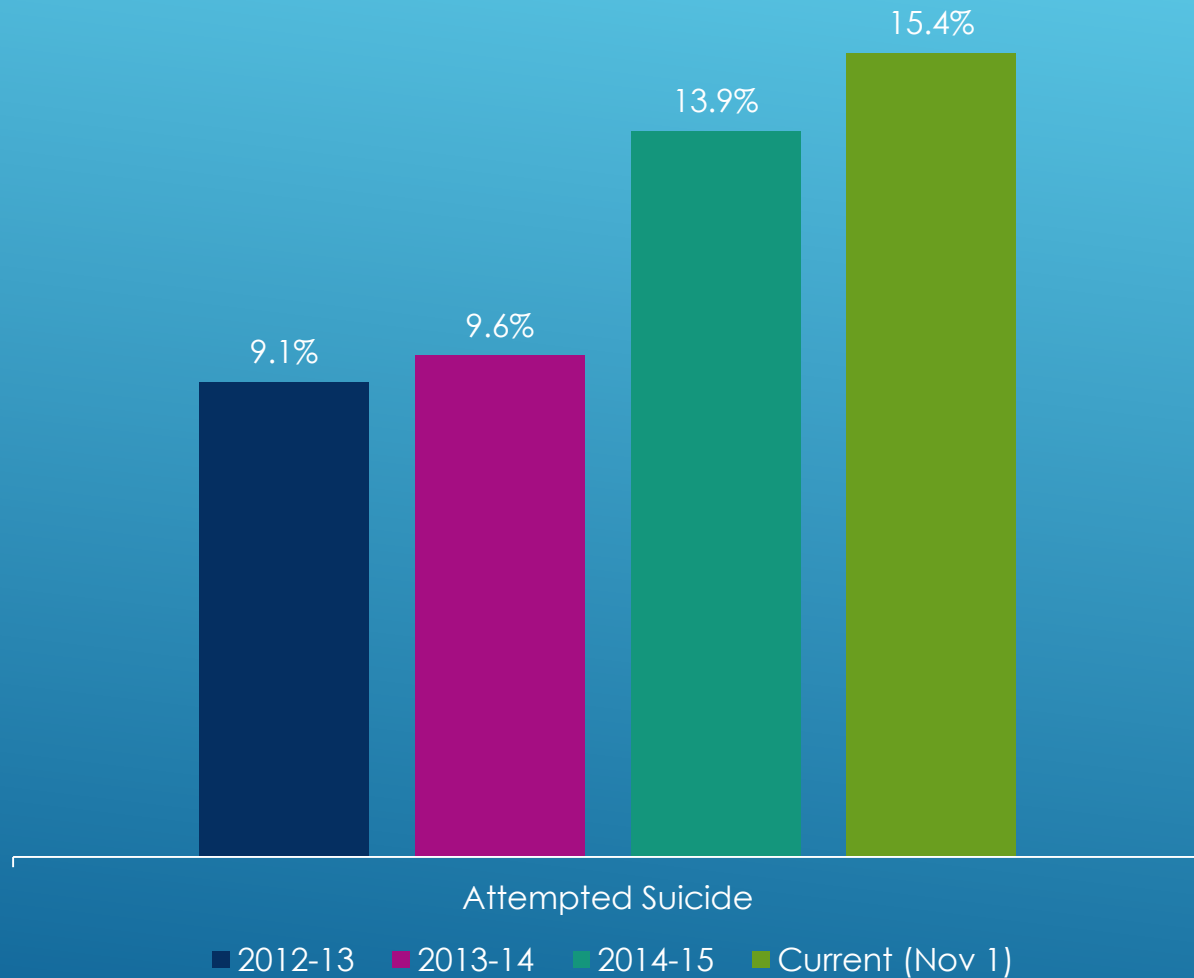
SELF-INJURY

- Percent of students at the TCCS who have previously engaged in some form of self-injurious behavior (Ex. Cutting)
- **20.2% Increase**



CONSIDERED SUICIDE

- Percent of students at the TCCS who have seriously considered suicide at some time in their life
- **18.4% Increase**

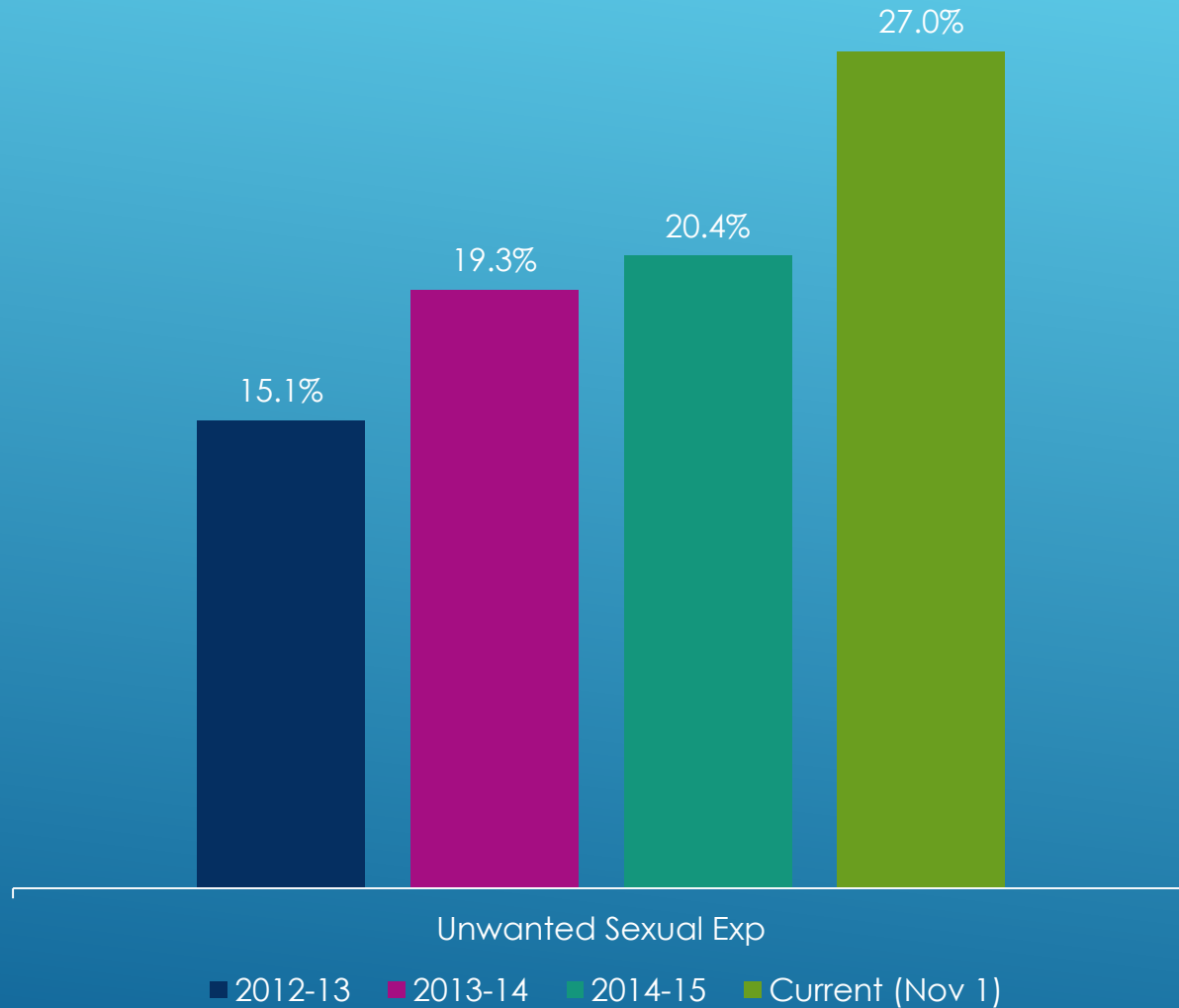


ATTEMPTED SUICIDE

- Percent of students at the TCCS who have attempted suicide at some point in their life
- Nearly **one in six students** this year has previously attempted suicide
- **6.3% Increase**

UNWANTED SEXUAL EXPERIENCE

- Percent of students at the TCCS who report having at least one previous unwanted sexual experience
- **11.9% Increase**



Name	Title	Hours/Wk	Weeks	FTE
Tevya Zukor, Ph.D.	Director	40	52	1.00
Melissa Palguta, Psy.D.	Counselor	40	52	1.00
Erin Higgenbotham	Counselor	40	52	1.00
Catherine Smith	Mental Health Coord	40	39	0.75
PT Counselor Position	Counselor	20	39	0.38
Total				4.13

TCCS STAFFING

University	Counselors (FTE)	Students	Ratio
Christopher Newport University	8	4,990	1:624
University of Richmond	6	4,140	1:690
Washington & Lee	3	2,302	1:767
William & Mary	10	8,437	1:844
Marymount	4	3,572	1:893
University of Mary Washington	4.13	5,203	1:1,260
Longwood	4	5,096	1:1,274

IACS Recommended Staff to Student Ratio: Less than 1:1,000

STAFFING COMPARISON

RECOMMENDATIONS

Significant Increase to Counseling Staff

- 2 additional full-time Counselors – Ratio of 1:849 (5th Place)
- 3 additional full-time Counselors – Ratio of 1: 730 (3rd Place)
- Only Department in Student Affairs **without** an Assistant Director

Additional Front Office Support

- Currently only one front-office staff member
- Receives phone calls, talks with parents/faculty/staff, manages schedules

Increased Psychiatry Services

- Currently provide 6.5 hours of psychiatry per week
- Typically 3-4 week wait to be seen by psychiatrist

Increased office space to accommodate growth

- Increase in floorplan or satellite office is critically needed
- Students routinely sitting on floor in waiting room